




application examples




wheel jet 2/5/11

	wheel jet 2 e	wheel jet 5 e	wheel jet 5 p	wheel jet 11 e		wheel jet 11 p
	30 - 100 bar	30 - 200 bar	30 - 200 bar	30 - 200 bar	30 - 300 bar	30 - 300 bar
	5 - 10 l/min	5 - 13 l/min	5 - 13 l/min	10 - 30 l/min	8 - 18 l/min	8 - 18 l/min
	2,0 kW / 1,8 kW, 2800 rpm, air	6,0 kW / 5,0 kW, 2800 rpm, air	-	13 kW / 11 kW, 1460 rpm, air	13 kW / 11 kW, 1460 rpm, air	-
	230 V/50 Hz/16 A, 5,0 m	400 V/50 Hz/16 A, 5,0 m	-	400 V/50 Hz/32 A, 4,0 m	400 V/50 Hz/32 A, 4,0 m	-
	-	-	7,2 kW / 7,1 kW, 3250 rpm, 3430 rpm, 1 cyl., 305 ccm, air	-	-	13 kW / 12 kW, 3150 rpm, 3400 rpm, 2 cyl., 570 ccm, air
	-	-	1,0 l/h petrol	-	-	2,8 l/h petrol
	1,8 kW, 2800 rpm, 2,0 - 8,0 bar, 60° C	5,0 kW, 2800 rpm, 2,0 - 8,0 bar, 60° C	5,0 kW, 3250 rpm, 2,0 - 8,0 bar, 60° C	11 kW, 1460 rpm, 2,0 - 8,0 bar, 70° C	11 kW, 1460 rpm, 2,0 - 8,0 bar, 70° C	11 kW, 1460 rpm, 2,0 - 8,0 bar, 70° C
	045 USgal/min	040 USgal/min	040 USgal/min	100 USgal/min	045 USgal/min	045 USgal/min
	-	■	-	-	-	-
	-	-	-	-	-	-
	24 h	24 h	24 h	24 h	24 h	24 h
	24 months	24 months	24 months	24 months	24 months	24 months
	-	-	3,6 l	-	-	7,9 l
	45 kg	55 kg	95 kg	230 kg	230 kg	155 kg
	1000 x 570 x 430 mm	1000 x 570 x 430 mm	1115 x 755 x 810 mm	1175 x 760 x 945 mm	1175 x 760 x 945 mm	1175 x 755 x 920 mm
	LpA = 74 dB LwA = 90 dB	LpA = 75 dB LwA = 91 dB	LpA = 84 dB LwA = 96 dB	LpA = 77 dB LwA = 94 dB	LpA = 77 dB LwA = 94 dB	LpA = 86 dB LwA = 103 dB
	g349	g334	g333	g338	g332	g331

perfect jobs by perfect accessories



wheel jet 15/18/30

	wheel jet 15 e		wheel jet 18 p	wheel jet 30 e		
	50 - 300 bar	50 - 500 bar	50 - 500 bar	50 - 300 bar	50 - 500 bar	50 - 1000 bar
	10 - 24 l/min	8 - 15 l/min	8 - 18 l/min	10 - 50 l/min	10 - 28 l/min	14 l/min
	18 kW / 15 kW, 1450 rpm, air	18 kW / 15 kW, 1450 rpm, air	-	36 kW / 30 kW, 1460 rpm, air	36 kW / 30 kW, 1460 rpm, air	36 kW / 30 kW, 1460 rpm, air
	400 V/50 Hz/32 A, 4,0 m	400 V/50 Hz/32 A, 4,0 m	-	400 V/50 Hz/63 A, 5,0 m	400 V/50 Hz/63 A, 5,0 m	400 V/50 Hz/63 A, 5,0 m
	-	-	23 kW / 17,9 kW, 2750 rpm, 2100 rpm, 2 cyl., 895 ccm, air	-	-	-
	-	-	4,5 l/h petrol	-	-	-
	15 kW, 1460 rpm, 2,0 - 8,0 bar, 40° C	15 kW, 1088 rpm, 2,0 - 8,0 bar, 40° C	18 kW, 1085 rpm, 2,0 - 8,0 bar, 40° C	28 kW, 940 rpm, 2,0 - 8,0 bar, 40° C	28 kW, 940 rpm, 2,0 - 8,0 bar, 40° C	28 kW, 1057 rpm, 2,0 - 8,0 bar, 40° C
	060 USgal/min	030 USgal/min	035 USgal/min	130 USgal/min	055 USgal/min	019 USgal/min
	■	■	-	■	■	■
	■	■	■	■	■	■
	24 h	24 h	24 h	24 h	24 h	24 h
	24 months	24 months	24 months	24 months	24 months	24 months
	-	-	70 l	-	-	-
	290 kg	290 kg	225 kg	520 kg	510 kg	510 kg
	1175 x 760 x 945 mm	1175 x 760 x 945 mm	1450 x 790 x 1155 mm	1275 x 990 x 1070 mm	1275 x 990 x 1070 mm	1275 x 990 x 1070 mm
	LpA = 75 dB LwA = 96 dB	LpA = 75 dB LwA = 96 dB	LpA = 85 dB LwA = 103 dB	LpA = 78 dB LwA = 96 dB	LpA = 78 dB LwA = 96 dB	LpA = 78 dB LwA = 96 dB
	g392	g393	g365	g410	g411	g412

services



falch gmbh
headquarter
street of water jetting 1
89143 blaubeuren-seissen (germany)

☎ +49 7344 9244-0

✉ info@falch.com

☎ +49 7344 9244-4090

🌐 www.falch.com



wheel jets

professional technology without compromises
100 - 1000 bar



www.falch.com



wheel jetr – only for hard jobs



wheel jetr 2
100-100-4
2.1 kW, 1000 bar, 1.3 l/min, 400 V

wheel jetr 5
300-13-4-4
3.0 kW, 3000 bar, 1.3 l/min, 400 V

wheel jetr 5
300-13-4-9
3.0 kW, 3000 bar, 1.3 l/min, 400 V

wheel jetr 11
300-18-4-4
11.1 kW, 3000 bar, 1.3 l/min, 400 V



wheel jetr 11
300-18-4-9
11.1 kW, 3000 bar, 1.3 l/min, 400 V

wheel jetr 15
300-24-4-4
15.1 kW, 3000 bar, 1.3 l/min, 400 V

wheel jetr 18
300-24-4-9
15.1 kW, 3000 bar, 1.3 l/min, 400 V

wheel jetr 30
500-30-4-4
30.0 kW, 5000 bar, 1.3 l/min, 400 V

wheel jetr 30
1000-14-4-4
30.0 kW, 10000 bar, 1.3 l/min, 400 V



*Standard package, more options to change, contact us for more information